

# KP45 SERIES

## Features

- 2-color digital LCD display
- Copy function
- Programmable pressure unit :  
kPa 、 MPa 、 kgf/cm<sup>2</sup> 、 bar 、 psi 、 inHg
- IP65 enclosure



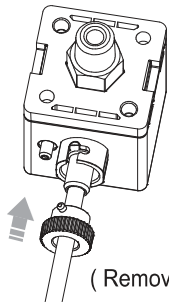
## SPECIFICATIONS

TYPE	Compound	Vacuum	Positive
MODEL	KP45C	KP45V	KP45P
1.0 MPa			
100.0 kPa			
0			
-101.3 kPa			
Rated pressure range	-100.0 ~ 100.0 kPa	0.0 ~ -101.3 kPa	0.000 ~ 1.000 MPa
Setting pressure range	-101.0 ~ 101.0 kPa	10.0 ~ -101.3 kPa	-0.100 ~ 1.000 MPa

## FEATURES HIGHLIGHT

### 1 Quick Installation

- Save installation time
- Easy removal



( Removable data cable )

### 2 Copy Setting

- Avoid setting errors
  - Reduce setting time
- Can copy the setting value from master to slave sensor.



( Original Parameter )

( Copied )

### 3 Easy Unit Identification

- Conversion unit is on display and easy to read.

inHg | psi | bar | kgf/cm<sup>2</sup> | MPa | kPa



### 4 2-Color Display

- User programmable color mode, for different setting conditions.



	50.0	50.0	50.0	50.0
ON	Green	Red	Green	Red
OFF	Red	Green	Green	Red

### 5 IP65 Compliance

- Protected against water and dust splash from all directions.




### 6 Environmental Protection Design

- RoHS Compliance / Without Harmful Substance



## ■ SPECIFICATIONS

MODEL		KP45C (Compound)	KP45V (Vacuum)	KP45P (Positive)
				
Rated pressure range		-100.0 ~ 100.0 kPa	0.0 ~ -101.3 kPa	0.000 ~ 1.000 MPa
Set pressure range		-101.0 ~ 101.0 kPa	10.0 ~ -101.3 kPa	-0.100 ~ 1.000 MPa
Withstand pressure		300 kPa		1.5 MPa
Fluid		Filtered air, Non-corrosive / Non-flammable gas		
Set pressure resolution	kPa	0.1		-
	MPa	-		0.001
	kgf/cm <sup>2</sup>	0.001		0.01
	bar	0.001		0.01
	psi	0.01		0.1
	inHg	0.1		-
Power supply voltage		12 to 24V DC ±10%, Ripple (P-P) 10% or less		
Current consumption		≤ 40mA(With no load)		
Switch output		NPN: open collector 2 outputs Max. load current: 125mA Max. supply voltage: 30V DC Residual voltage: ≤ 1.5V		PNP: open collector 2 outputs Max. load current: 125mA Max. supply voltage: 24V DC Residual voltage: ≤ 1.5V
Repeatability(Switch output)		±0.2% F.S. ±1 digit		
Hysteresis	One point set mode	Adjustable(*1)		
	Hysteresis mode			
	Window comparator mode			
Response time		≤ 2.5ms (chattering-proof function: 25ms, 100ms, 250ms, 500ms, 1000ms and 1500ms selectable)		
Output short circuit protection		Yes		
7 segment LCD display		3½ digit, 7 segment (red/green)		
Indicator accuracy		±2% F.S. ±1 digit (ambient temperature: 25 ±3°C)		
Switch ON Indicator		Orange (1&2 Indicator) OUT1 OUT2		
Analog output (Voltage Output) (*2)		Output Voltage: 1 to 5V ±2.5% F.S. (within rated pressure range) Linearity: ±1% F.S. Output impedance: about 1kΩ		
Analog output (Current Output) (*3)		Output Current: 4 to 20mA ±2.5% F.S.(within rated pressure range) Linearity: ±1% F.S. Max.Load Impedance: 250Ω at power supply of 12V, 600Ω at power supply of 24V Min.Load impedance: 50Ω		
Environment	Environment	IP 65		
	Ambient temp. range	Operation: 0 ~ 50°C, Storage:-10 ~ 60°C ( No condensation or freezing)		
	Ambient humidity range	Operation/Storage: 35 ~ 85% RH ( No condensation)		
	Withstand voltage	1000V AC in 1-min (between case and lead wire)		
	Insulation resistance	50MΩ. (at 500V DC, between case and lead wire)		
	Vibration	Total amplitude 1.5mm or 10G,10Hz-55Hz-10Hz scan for 1 minute, two hours each direction of X, Y and Z		
	Shock	100m/s <sup>2</sup> (10G), 3 times each in direction of X, Y and Z		
Temperature characteristic		±2.5% F.S. of detected pressure (25°C) at temp. Range of 0~50°C		
Port size		F1 : R1/8", M5; F2 : NPT1/8", #10-32 UNF; F3 : G1/8"(BSPP), M5		
Lead wire		Oil-resistance cable(0.15mm <sup>2</sup> )		
Weight		Approx. 86g (with 2 meter lead wire)		

[ NOTE ] \*1 : Hysteresis value is adjustable within 1 ~ 8 digits for one point set mode and window comparator mode.

\*2 : If analog voltage output is selected, the analog current output cannot be selected at the same time.

\*3 : If analog current output is selected, the analog voltage output cannot be selected at the same time.

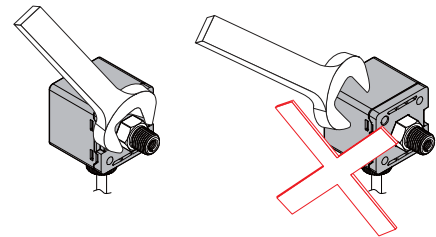
# KP45 SERIES

## ■ PANEL DESCRIPTION



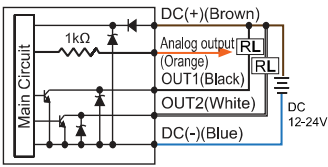
## ■ INSTALLATION PRECAUTIONS

- When mounting, always use the wrench on the metallic area near the pressure port. Never apply a wrench to the plastic body, it will damage the sensor.
- Over tightening may cause damages to the port thread, mounting bracket and pressure sensor. Under tightening may result loosen or leakage.
- Apply pressure and power after installation and make necessary adjustments and inspect any possible signs of leakage to ensure proper installation.

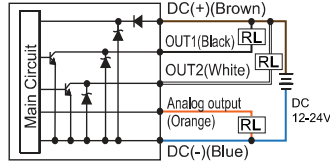


## ■ OUTPUT CIRCUIT WIRING DIAGRAMS

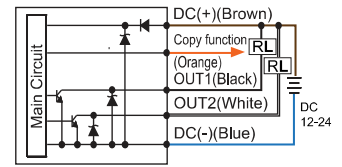
**KP45 □ - 010 - □**  
2 NPN + Analog Output(1~5V)



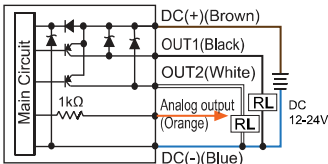
**KP45 □ - 011 - □**  
2 NPN + Analog Output(4~20mA)



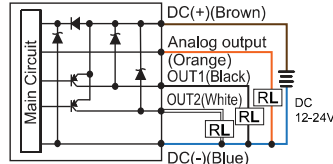
**KP45 □ - 02 - □**  
2 NPN + Copy Function



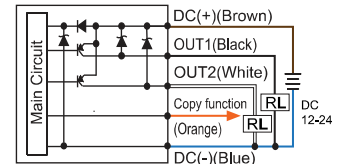
**KP45 □ - 030 - □**  
2 PNP + Analog Output(1~5V)



**KP45 □ - 031 - □**  
2 PNP + Analog Output(4~20mA)



**KP45 □ - 04 - □**  
2 PNP + Copy Function



## ■ ORDERING INFORMATION

**K P 4 5 C - 0 1 0 - F 1**

### Pressure Range

- C : Compund (-101.0 ~ 101.0kPa)
- V : Vacuum (10.0 ~ -101.3kPa)
- P : Positive(-0.100~1.000MPa)

### Output Specifications

- 010 : 2 NPN Output & Analog Output(1~5V)
- 011 : 2 NPN Output & Analog Output(4~20mA)
- 02 : 2 NPN Output & Copy Function
- 030 : 2 PNP Output & Analog Output(1~5V)
- 031 : 2 PNP Output & Analog Output(4~20mA)
- 04 : 2 PNP Output & Copy Function

### Pressure Port

- F1 : R1/8", M5
- F2 : NPT1/8", #10-32UNF
- F3 : G1/8"(BSPP), M5

### Optional Parts

- BT-10 : Mounting bracket
- BT-11 : Mounting bracket
- PA-E : Panel adapter
- PA-F : Panel adapter + Front protective lid

### Optional Parts

#### Mounting bracket



■ BT-10 ■ BT-11

#### Panel adapter



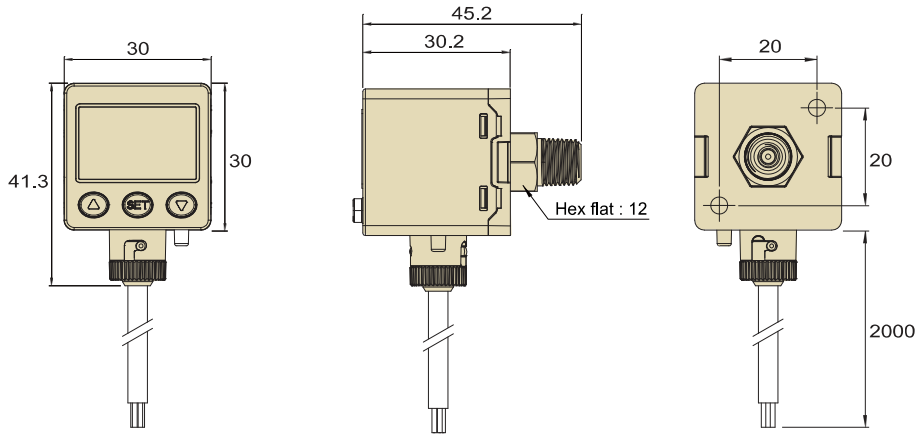
■ PA-E

#### Panel adapter + Front protective lid



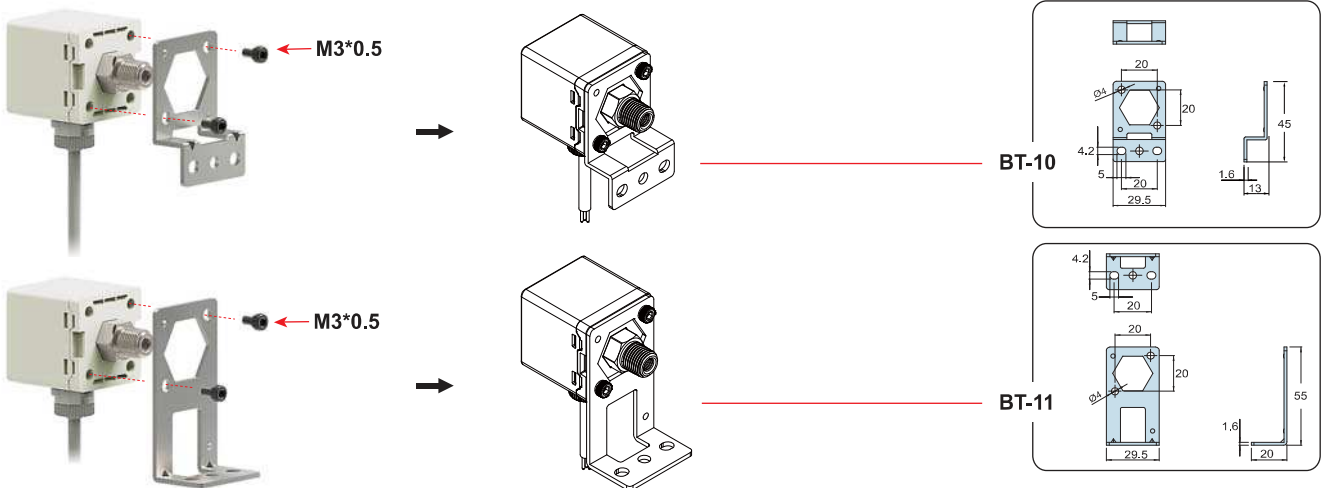
■ PA-F

## ■ DIMENSIONS

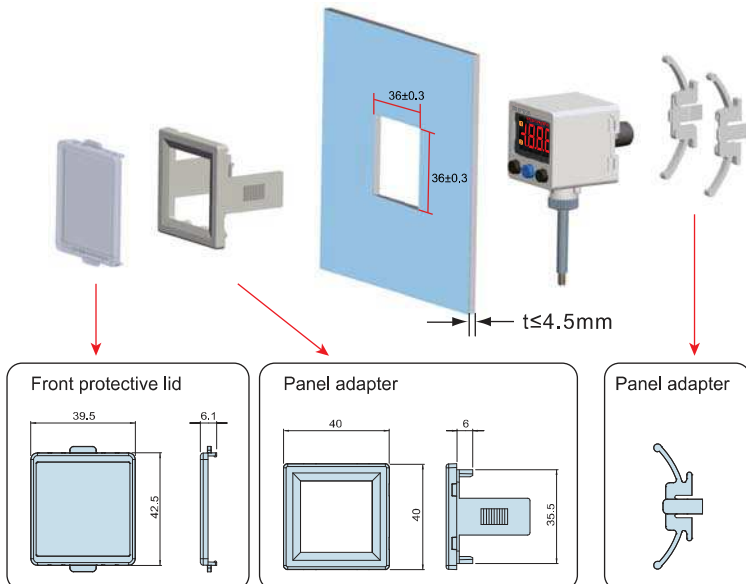


## ■ OPTIONAL PARTS DIMENSIONS

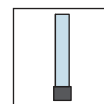
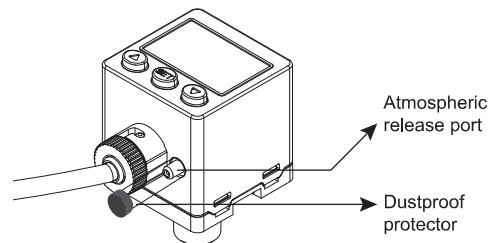
### 1 Mounting Bracket



### 2 Panel Mount Adapter + Front Protective Lid



### 3 IP65 Protector



**Caution:**  
This device must be installed to maintain IP 65 (Dust and splash proof) enclosure rating.

Unit:mm